

# Best Pro Lighting

Outdoor Low Voltage Transformer Product Instruction For Use(Lighting Systems).

Model No: BPL-150-12W

The photo timer sensor (PTS) can be installed for 150W 12Vac transformer for garden light use. Our product is engineered to meet the highest standards of functionality and design, its simple structure enables user to operate easily. It is a functional and intelligent photo timer sensor.

1. Plug in power 120VAC 60Hz, Bulb must be 12VAC
2. Adjust timer control, Pls see Fig.4  
You can choose OFF,ON, AUTO, 4H, 6H or 8H.  
OFF: Power off, Bulb will not light.  
ON: Power on, Bulb will light always.  
AUTO: Bulb will light automatically when surrounding luminance turns dark.  
4H: Bulb will light automatically when surrounding luminance turns dark and after 4hrs, the bulb will off light.  
6H: Same as above, After 6hrs, the bulb will off light.  
8H: Same as above, After 8hrs, the bulb will off light.
3. Check circuits breaker if the bulb did not light.
4. When output off PTS occur short-cut,the inner circuit breaker will bascule automatically, To avoid burning the electronically parts and cause fire, press circuit breaker will regain.
5. Total bulb's watts can't exceed 150VA

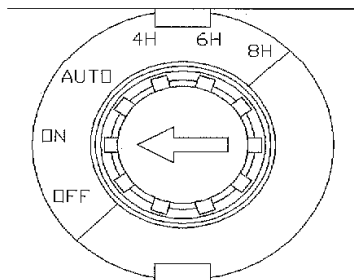


Fig4 (Time rotary control switch)



Fig1

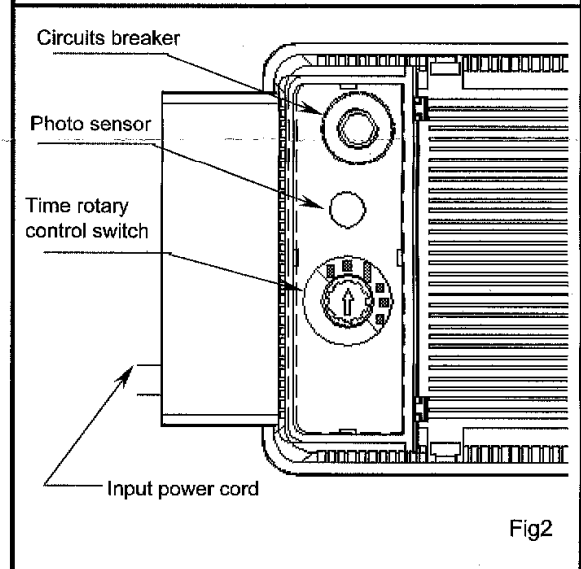


Fig2

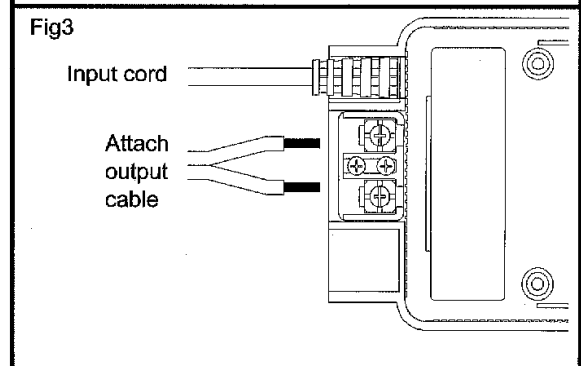


Fig3